

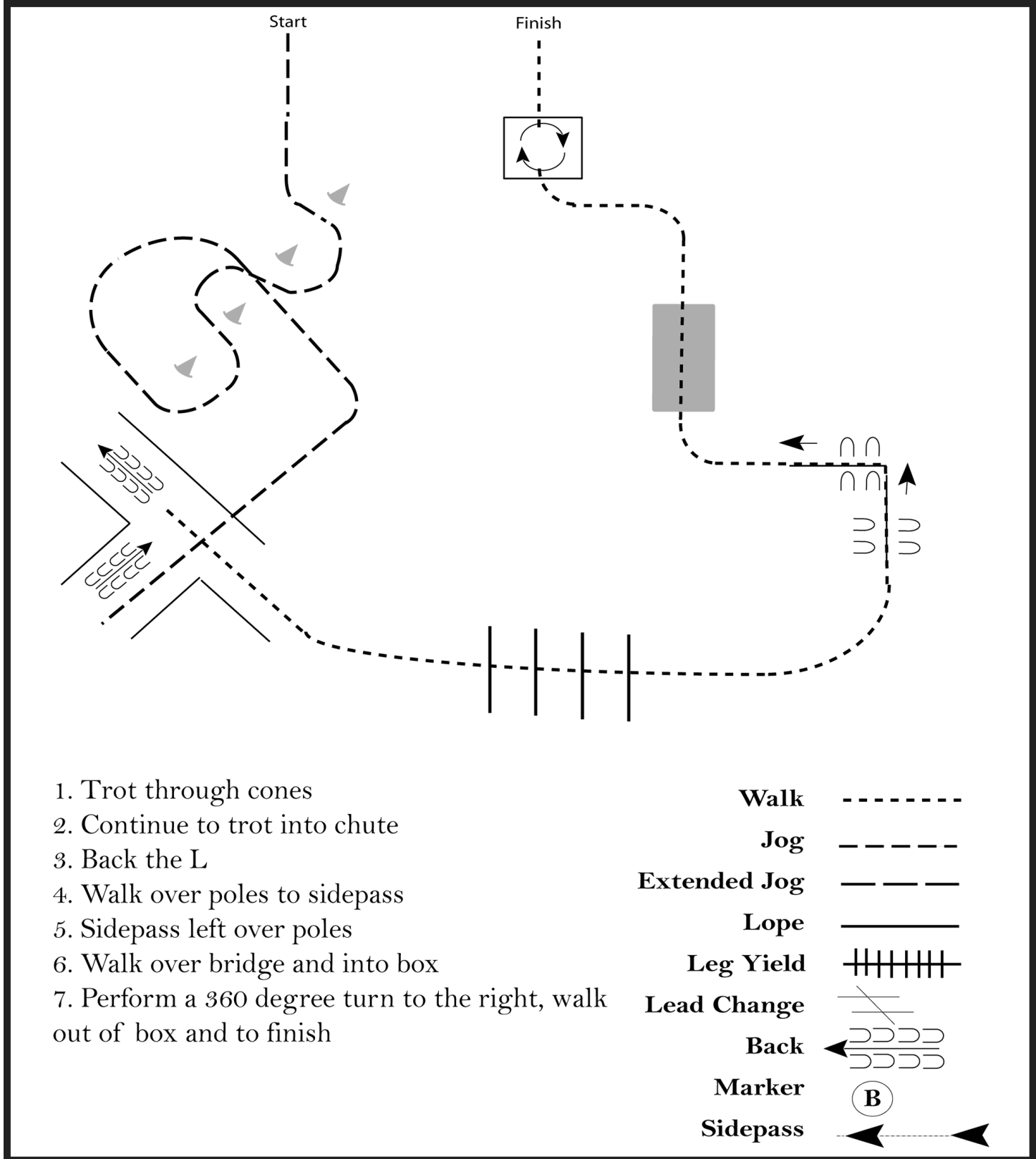
Appaloosa Horse Show

In-Hand Trail All Breed All Ages Open

Show Date: 06-10-2023

w w w . H o r s e S h o w P a t t e r n s . c o m

w w w . H o r s e S h o w P a t t e r n s . c o m



1. Trot through cones
2. Continue to trot into chute
3. Back the L
4. Walk over poles to sidepass
5. Sidepass left over poles
6. Walk over bridge and into box
7. Perform a 360 degree turn to the right, walk out of box and to finish

Walk
Jog	-----
Extended Jog	-----
Lope	—————
Leg Yield	
Lead Change	///
Back	← U U U
Marker	ⓑ
Sidepass	←-----→

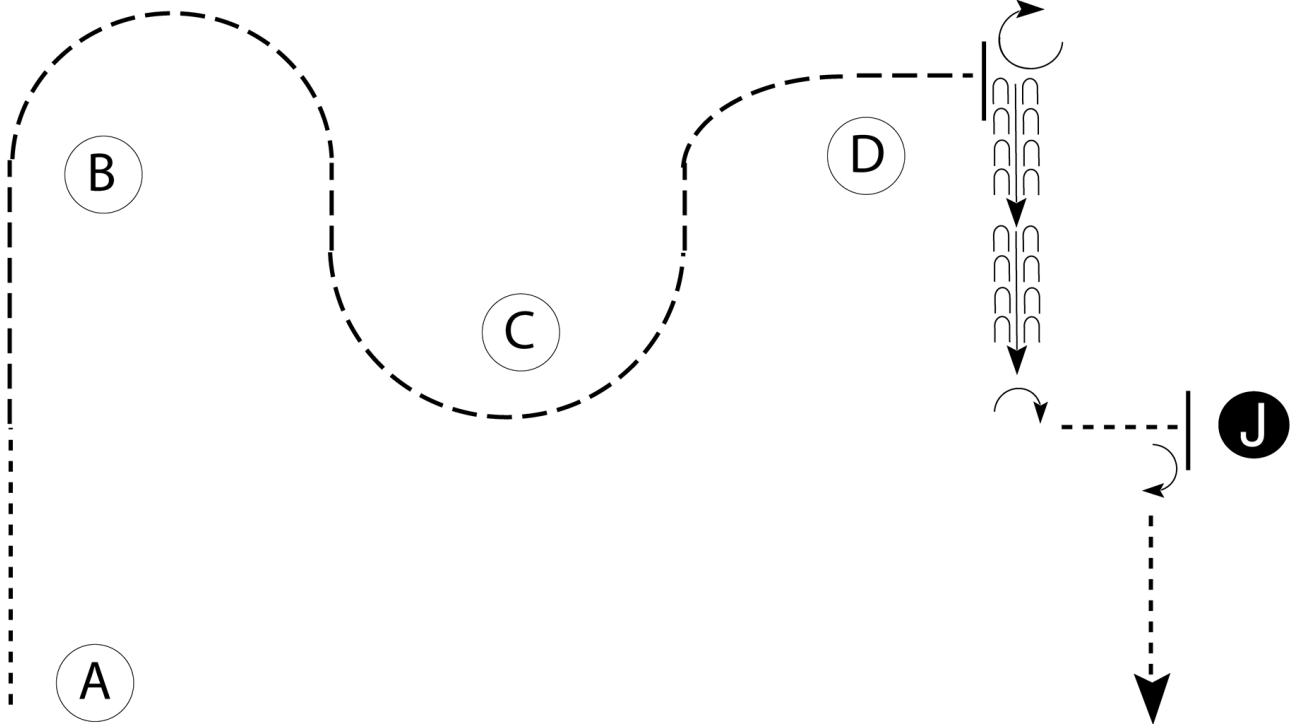
[T/1-3]

Pattern Provided by:
Jitka Kynclova

Appaloosa Horse Show

Showmanship at Halter Youth

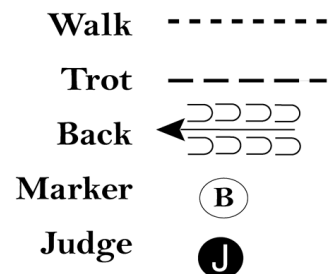
Show Date: 06-10-2023



Be ready at A.

1. Walk from A halfway to B.
2. Trot around markers B, C and past D.
3. Stop. Perform a 270 degree turn.
4. Back.
5. Perform a 90 degree turn and walk to the judge.
6. Stop and set up for inspection.
7. When dismissed, perform a 1/4 turn and walk away.

Follow the instructions of your ring steward.



[S/1-74]

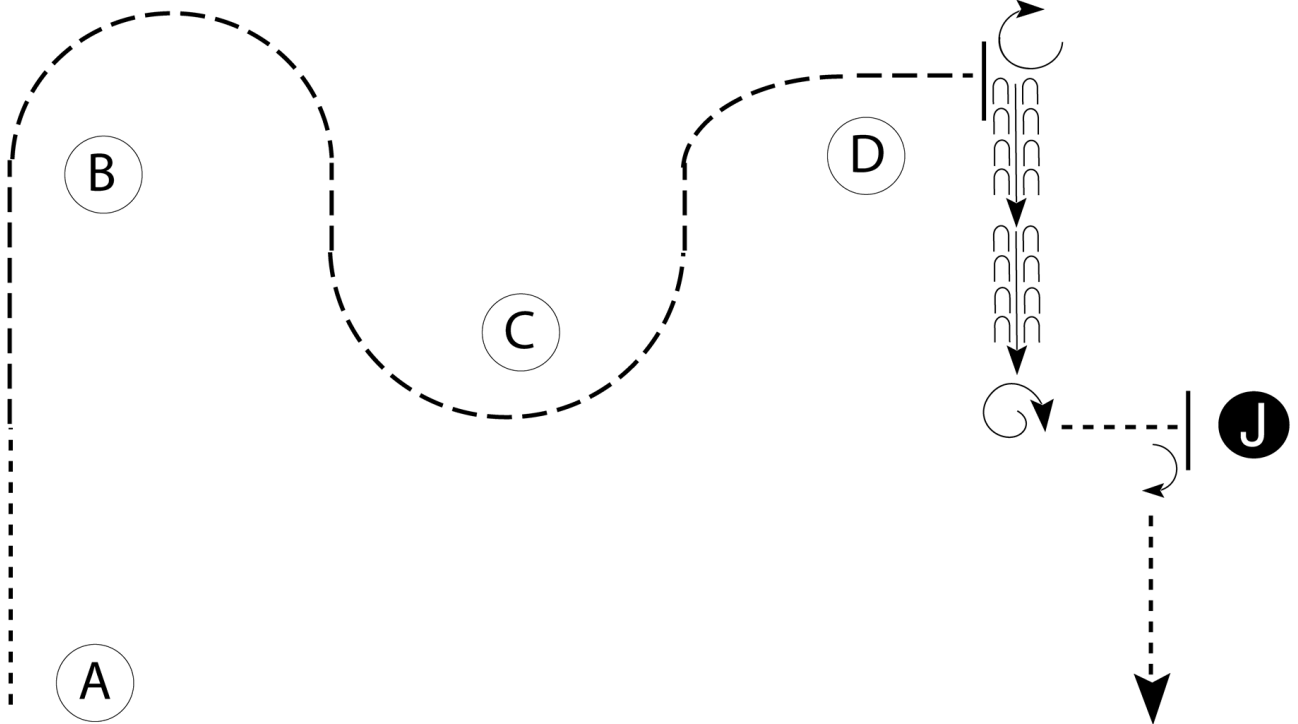
Pattern Provided by:

Jitka Kynclova

Appaloosa Horse Show

Showmanship at Halter Non-Pro

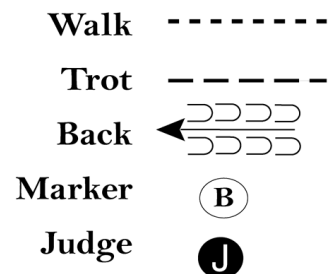
Show Date: 06-10-2023



Be ready at A.

1. Walk from A halfway to B.
2. Trot around markers B, C and past D.
3. Stop. Perform a 270 degree turn.
4. Back.
5. Perform 1 1/4 turns and walk to the judge.
6. Stop and set up for inspection.
7. When dismissed, perform a 1/4 turn and walk away.

Follow the instructions of your ring steward.



[S/2-74]

Pattern Provided by:

Jitka Kynclova

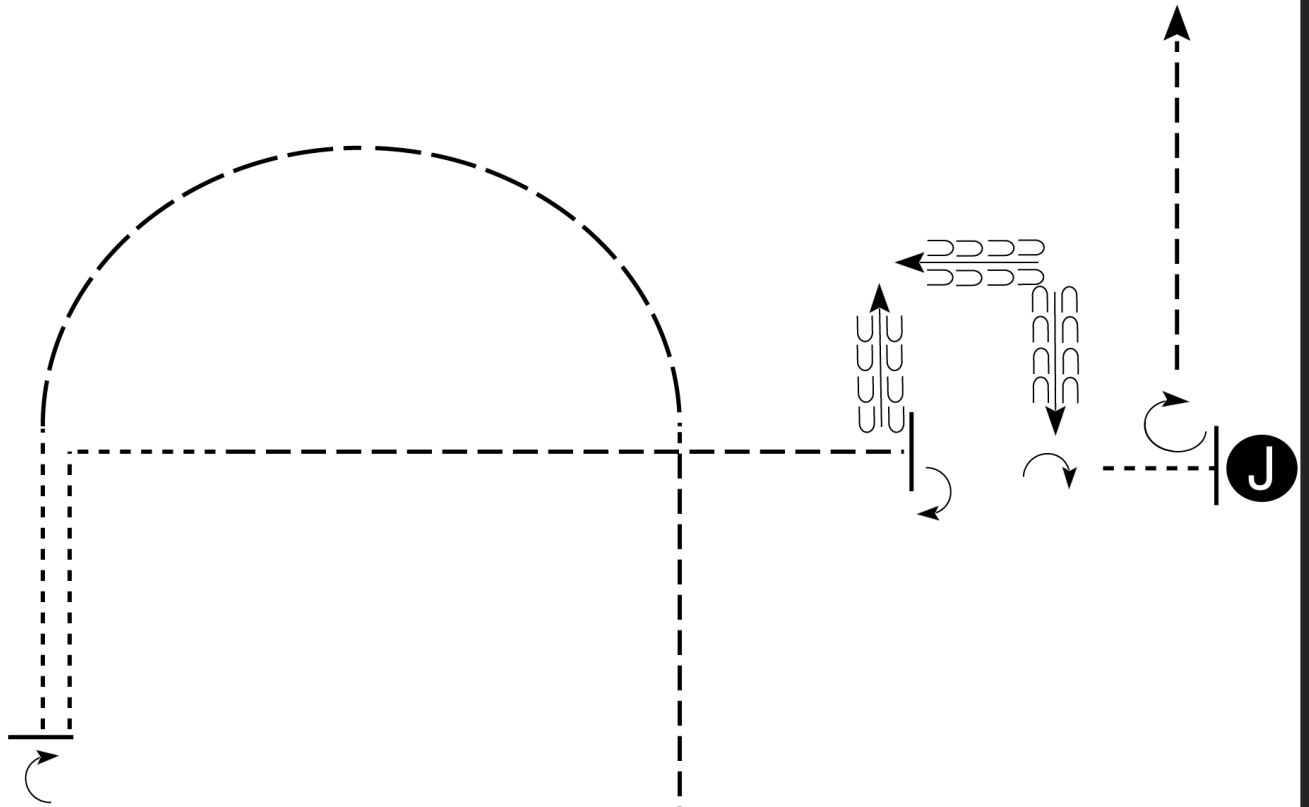
Appaloosa Horse Show

Showmanship at Halter All Breeds Open

Show Date: 06-10-2023

w w w . H o r s e S h o w P a t t e r n s . c o m

w w w . H o r s e S h o w P a t t e r n s . c o m



Be before at A.

A

1. Walk to A. Trot in a straight line then extend the trot in a half circle. Break to a walk and walk 3 strides.
2. Stop and perform a 1/2 turn.
3. Set up and present horse.
4. Walk a square corner then trot across center line.
5. Stop, perform a 90 degree turn then back a "U" as shown.
6. Perform a 1/4 turn then walk to Judge.
7. Stop and set up for inspection. When dismissed, perform a 3/4 turn and trot straight away.

- Walk - - - - -
- Trot - - - - -
- Back ← - - - - -
- Marker (B)
- Judge (J)

[S/2-113]

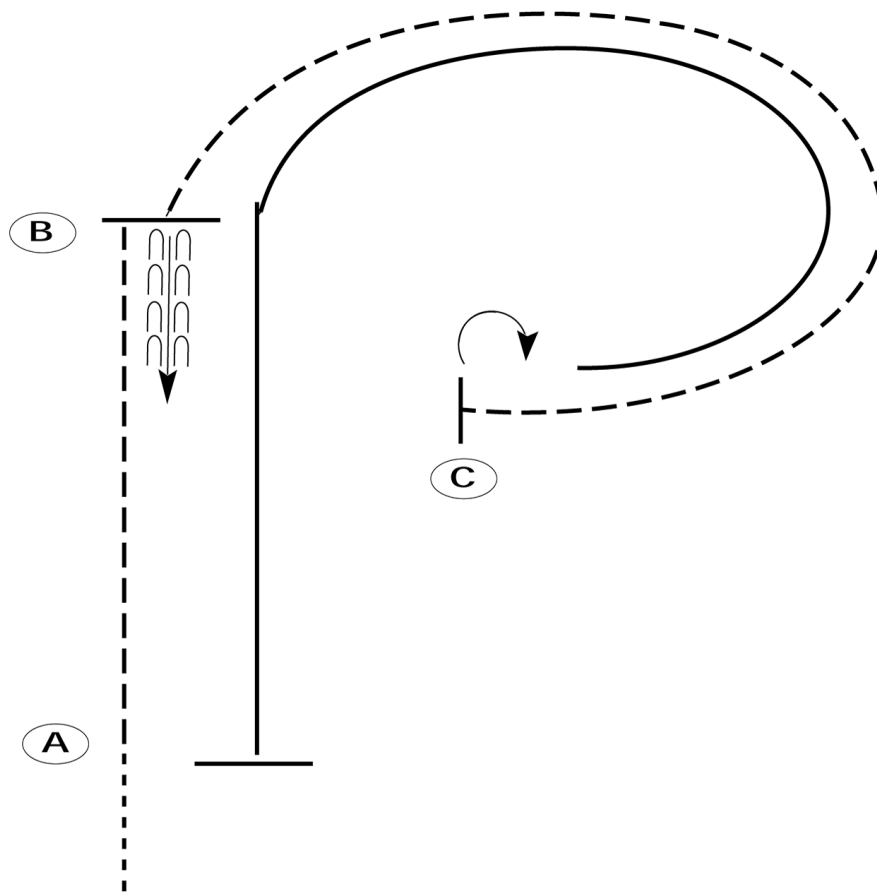
Pattern Provided by:

Jitka Kynclova

Appaloosa Horse Show

Western Horsemanship Youth

Show Date: 06-10-2023



Be ready before A.

1. Walk to A.
2. Jog to B.
3. Stop at B and back approximately one horse length.
4. Jog to C.
5. Stop at C and turn 180 degrees to the right.
6. Lope on the left lead past B and to A.
7. Stop at A.

Follow the instructions of your ring steward.

Walk	-----
Jog	-----
Extended Jog	-----
Lope	—————
Leg Yield	
Lead Change	—/—
Back	← — — —
Marker	(B)
Sidepass	←-----→

[WH/1-49]

Pattern Provided by:

Jitka Kynclova

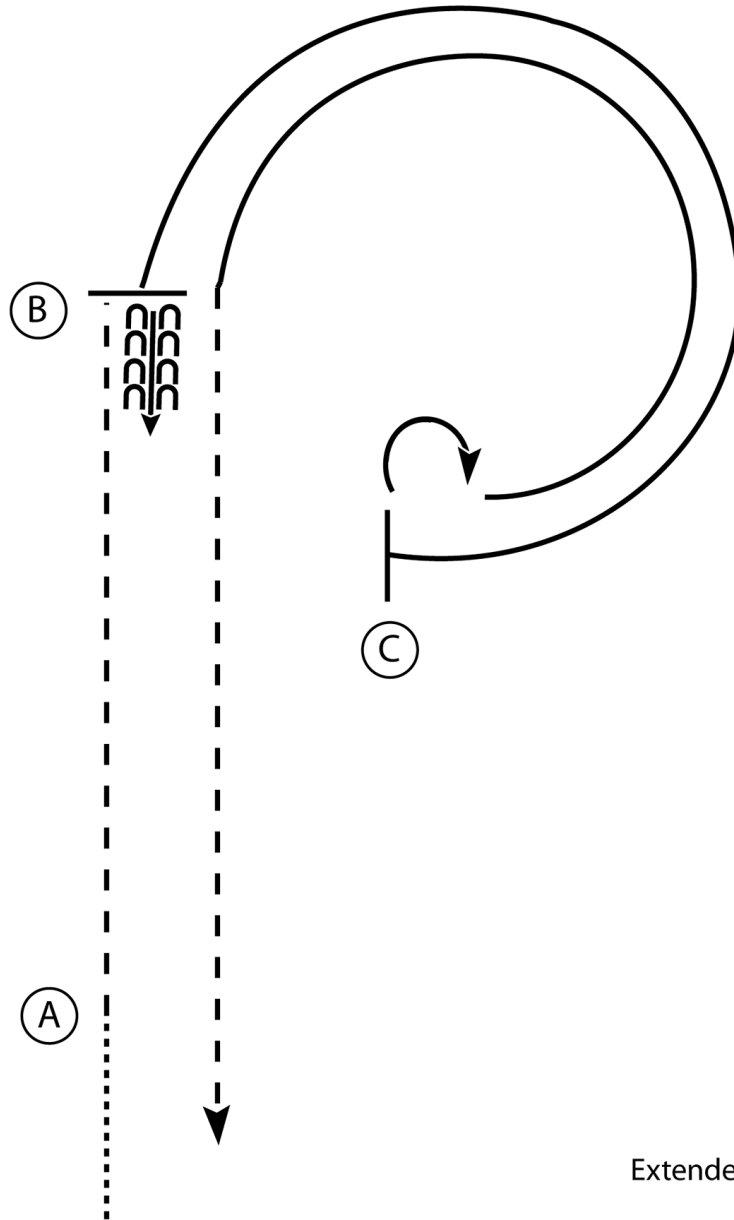
Appaloosa Horse Show

Western Horsemanship Non-Pro

Show Date: 06-10-2023

w w w . H o r s e S h o w P a t t e r n s . c o m

w w w . H o r s e S h o w P a t t e r n s . c o m



1. Walk to A
2. Jog A to B
3. At B stop and back 4 steps
4. Lope on the right lead to C
5. Stop and perform a 180 degree turn to the right
6. Lope on the left lead to B
7. At B jog, jog to exit

Walk
Jog	-----
Extended Jog	-----
Lope	—————
Leg Yield	
Lead Change	↘
Back	←←←←
Marker	Ⓚ
Sidepass	←←←←

[WH/2-49]

Pattern Provided by:

Jitka Kynclova

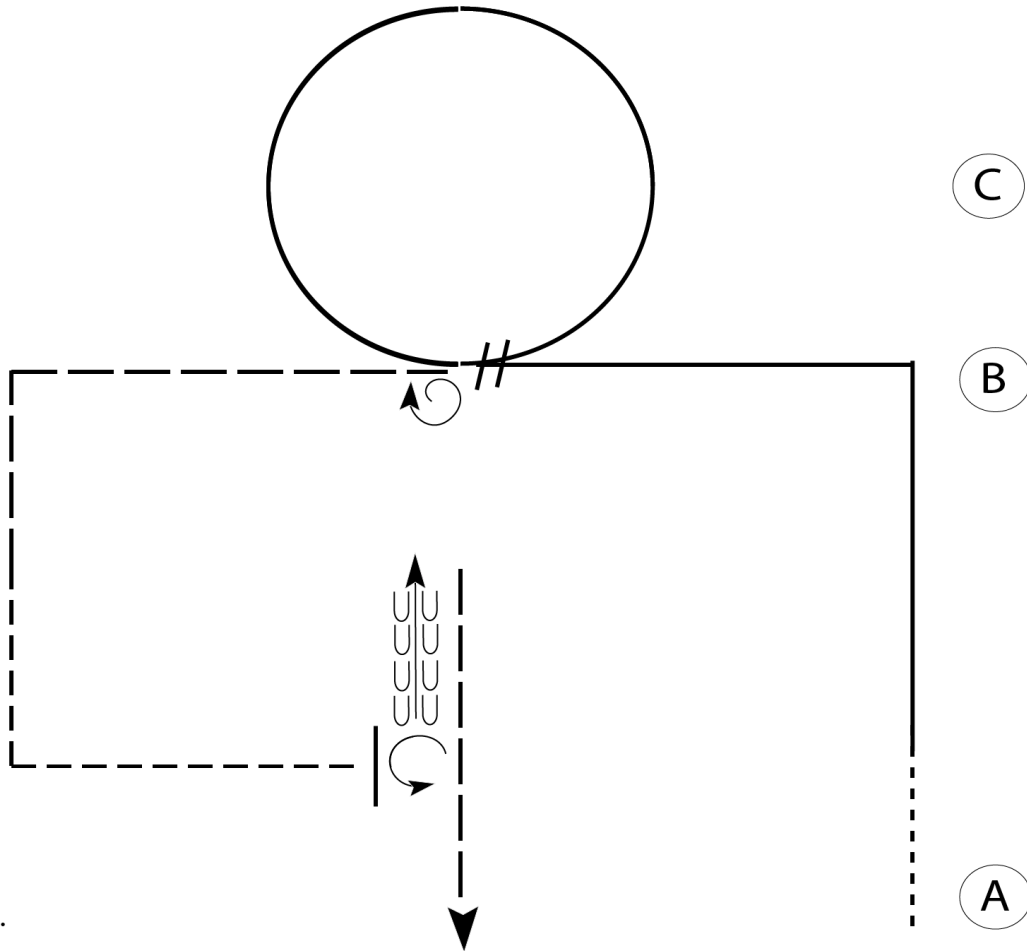
Appaloosa Horse Show

Western Horsemanship All Breeds Open

Show Date: 06-10-2023

w w w . H o r s e S h o w P a t t e r n s . c o m

w w w . H o r s e S h o w P a t t e r n s . c o m



Be ready at A.

1. Walk approximately 2 horse lengths from A.
Lope on the left lead to B and lope a square corner
2. Perform a simple or flying lead change.
3. Lope a circle to the right.
4. Stop and perform a 360 degree turn to the right.
5. Extended jog thru first square corner. Slow to a jog midway and continue to jog through second corner.
6. Stop and perform a 270 degree turn to the left.
Back one horse length.
7. Pattern is complete. Exit at the extended jog.

Walk	-----
Jog	- - - - -
Extended Jog	- - - - -
Lope	—————
Lead Change	⋈
Back	← 33333
Marker	⊙ B

[WH/2-108]

Pattern Provided by:

Jitka Kynclova

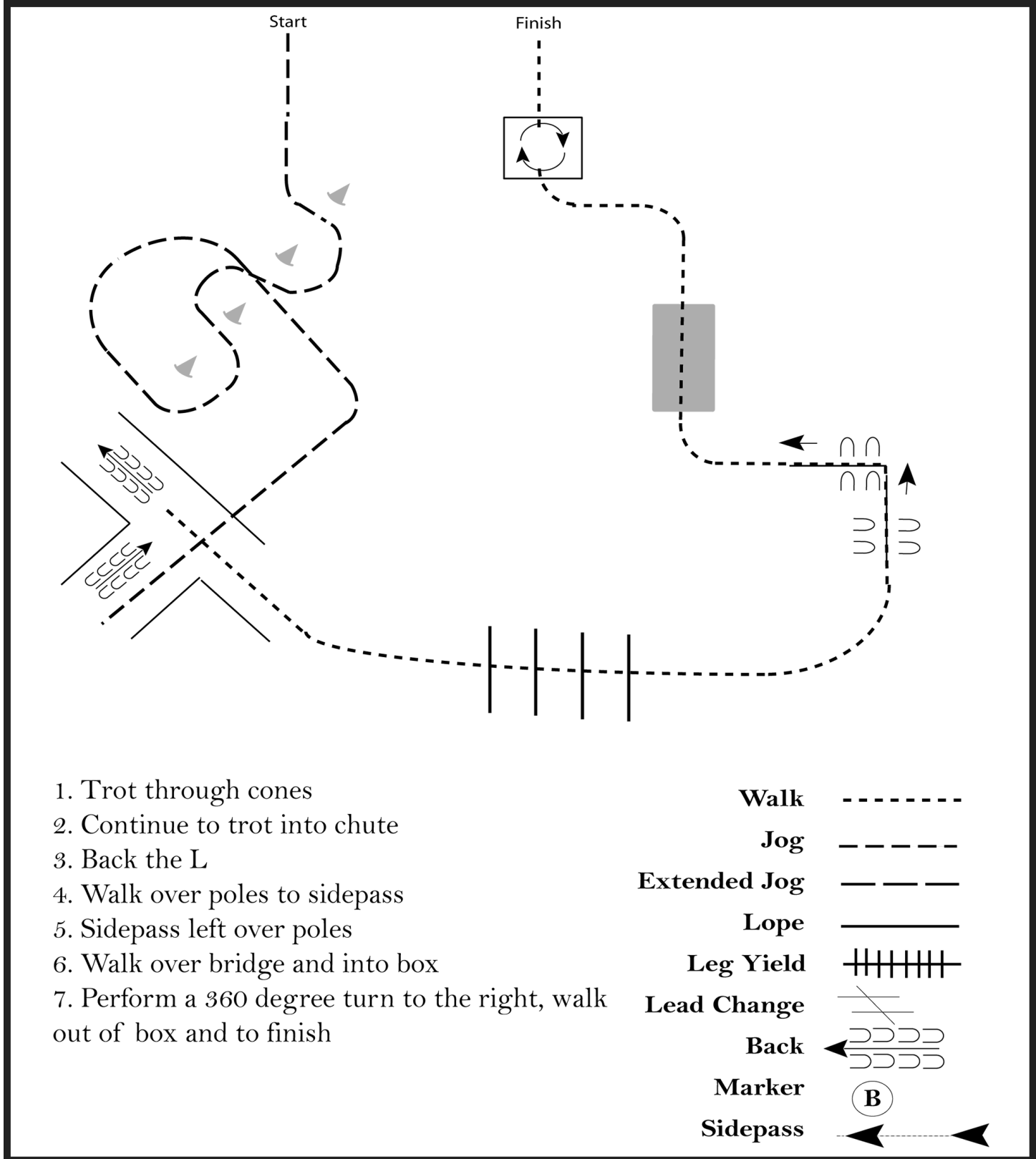
Appaloosa Horse Show

Yearling In Hand Trail Open

Show Date: 06-10-2023

w w w . H o r s e S h o w P a t t e r n s . c o m

w w w . H o r s e S h o w P a t t e r n s . c o m



1. Trot through cones
2. Continue to trot into chute
3. Back the L
4. Walk over poles to sidepass
5. Sidepass left over poles
6. Walk over bridge and into box
7. Perform a 360 degree turn to the right, walk out of box and to finish

Walk	-----
Jog	- - - - -
Extended Jog	— — — —
Lope	—————
Leg Yield	
Lead Change	///
Back	← U U U
Marker	Ⓚ
Sidepass	← - - - - - →

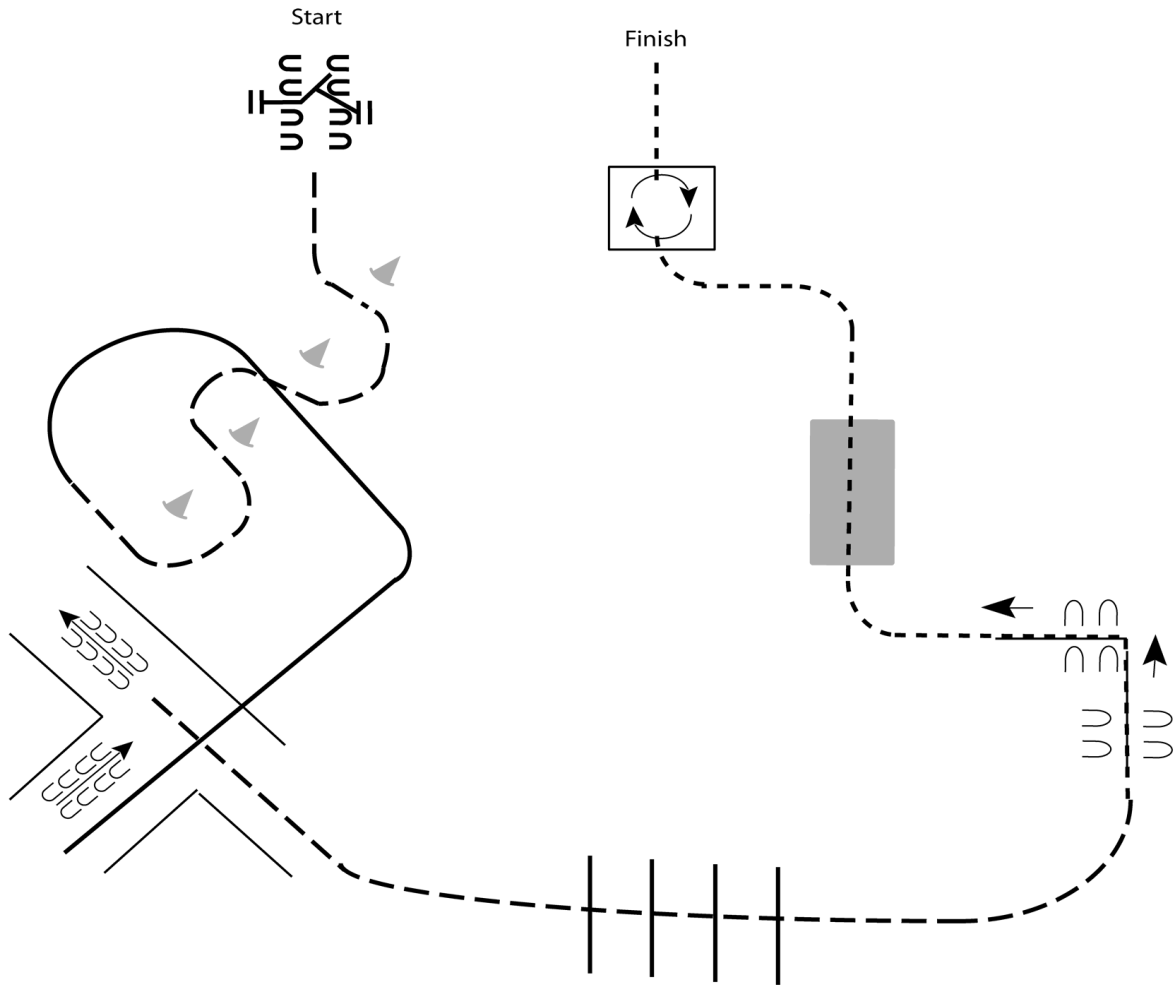
[T/1-3]

Pattern Provided by:
Jitka Kynclova

Appaloosa Horse Show

Trail Youth

Show Date: 06-10-2023



Be ready at start

1. Work gate with the left hand.
2. Jog through cones
3. Lope right lead into chute
4. Back the L
5. Jog over poles to sidepass
6. Sidepass left over poles
7. Walk over bridge and into box
8. Perform a 360 degree turn to the right, walk out of box and to finish

Walk	-----
Jog	- - - - -
Extended Jog	-----
Lope	—————
Leg Yield	
Lead Change	— / —
Back	← U U U U U
Marker	Ⓚ
Sidepass	← - - - - - →

[T/1-2]

Pattern Provided by:

Jitka Kynclova

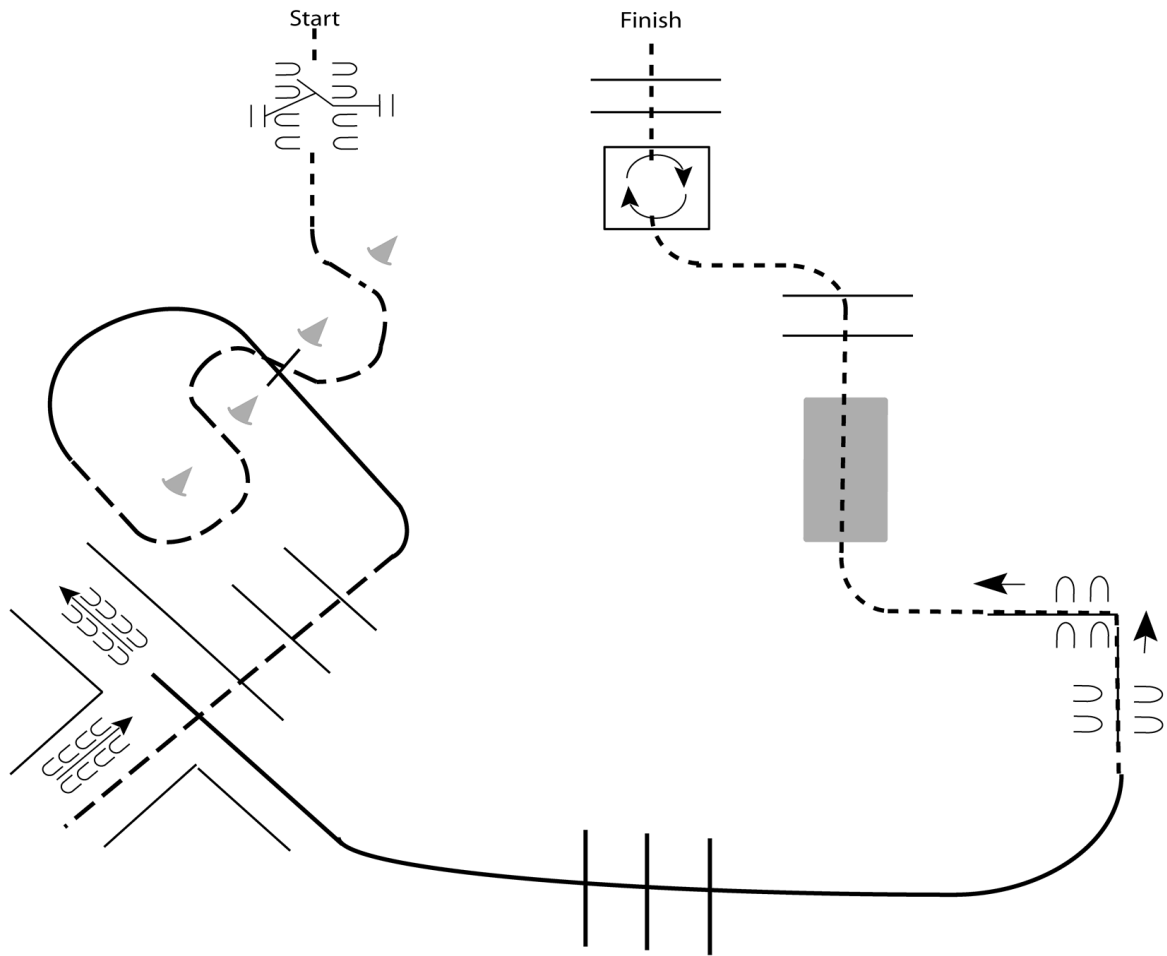
w w w . H o r s e S h o w P a t t e r n s . c o m

w w w . H o r s e S h o w P a t t e r n s . c o m

Appaloosa Horse Show

Trail Non-Pro

Show Date: 06-10-2023



Begin at Start.

1. Walk to and work gate.
2. Jog through cones.
3. Lope right lead to poles.
4. Jog over poles into chute.
5. Back the L.
6. Lope left lead over poles.
7. Side pass left over poles.
8. Walk over bridge, poles and into box.
9. Perform a 360 degree turn to the right, walk out of box and over poles to finish.

Walk	-----
Jog	-----
Extended Jog	-----
Lope	—————
Leg Yield	
Lead Change	—/—
Back	←←← ←←←
Marker	Ⓚ
Sidepass	←-----→

[T/2-3]

Pattern Provided by:

Jitka Kynclova

w w w . H o r s e S h o w P a t t e r n s . c o m

w w w . H o r s e S h o w P a t t e r n s . c o m

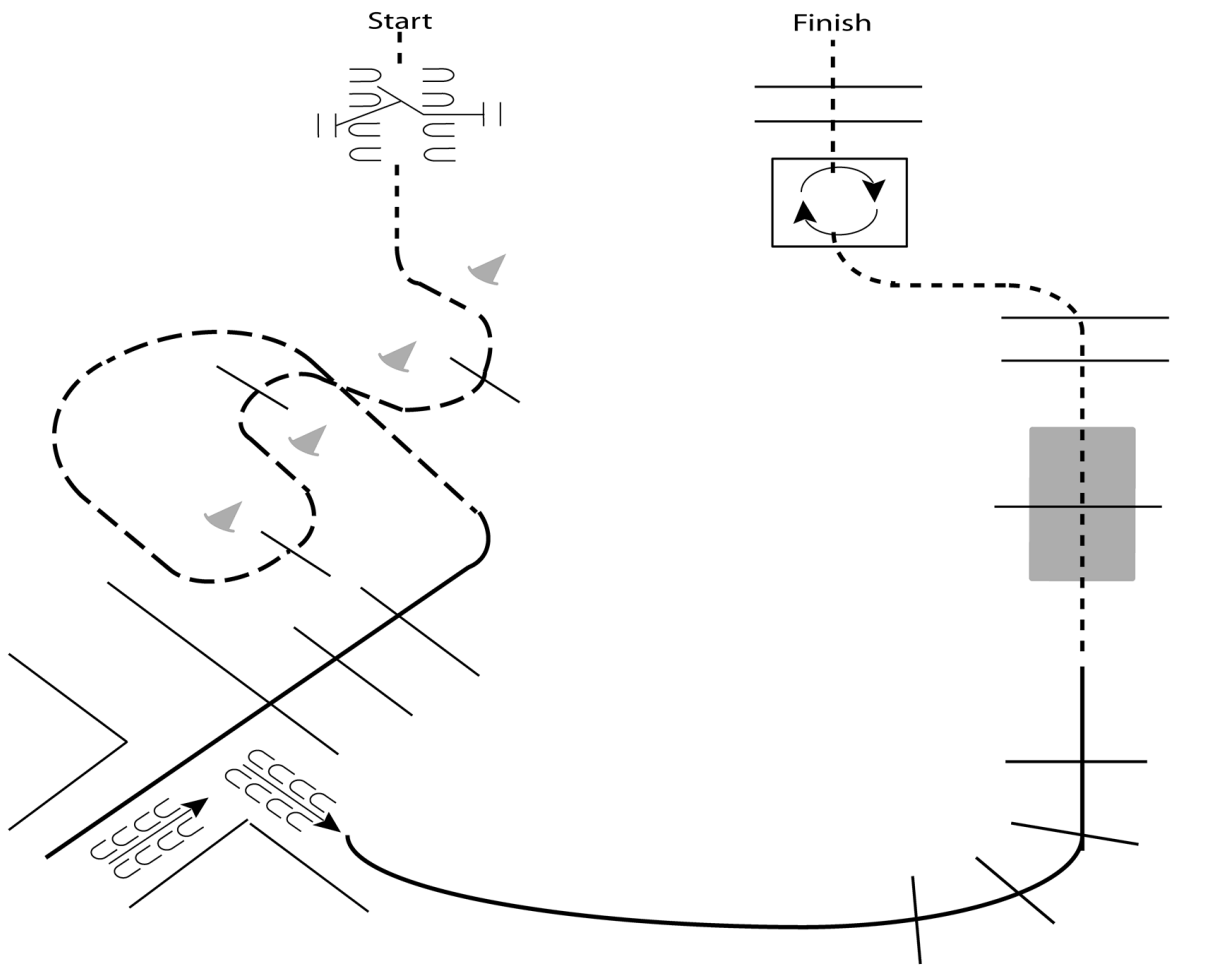
Appaloosa Horse Show

Trail Open

Show Date: 06-10-2023

www.HorseShowPatterns.com

www.HorseShowPatterns.com



1. Walk to and work gate
2. Jog through cones and over elevated poles
3. Lope on the right lead over the poles and into the chute
4. Back out of chute
5. Lope on the left lead over poles to bridge
6. Walk over bridge and elevated poles
7. Walk into box and perform a 360 degree turn to the right
8. Walk out of box and over elevated poles

Walk	-----
Jog	- - - - -
Extended Jog	- - - - -
Lope	=====
Leg Yield	
Lead Change	///
Back	←←←
Marker	Ⓚ
Sidepass	←←←

[T/3-1]

Pattern Provided by:

Jitka Kynclova

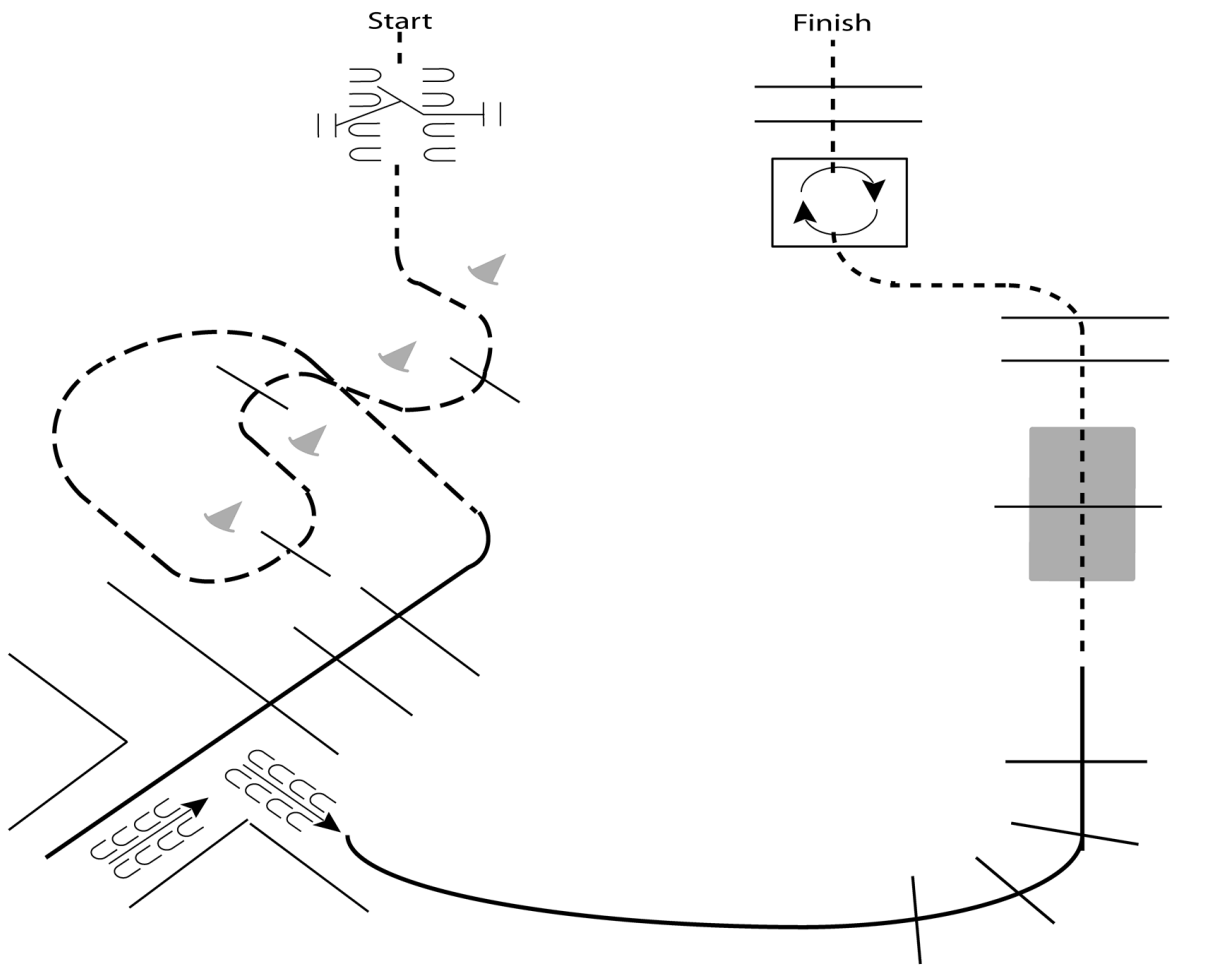
Appaloosa Horse Show

Trail All Breeds Open

Show Date: 06-10-2023

www.HorseShowPatterns.com

www.HorseShowPatterns.com



1. Walk to and work gate
2. Jog through cones and over elevated poles
3. Lope on the right lead over the poles and into the chute
4. Back out of chute
5. Lope on the left lead over poles to bridge
6. Walk over bridge and elevated poles
7. Walk into box and perform a 360 degree turn to the right
8. Walk out of box and over elevated poles

Walk	-----
Jog	- - - - -
Extended Jog	- - - - -
Lope	=====
Leg Yield	
Lead Change	///
Back	←←←
Marker	Ⓚ
Sidepass	←←←

[T/3-1]

Pattern Provided by:

Jitka Kynclova

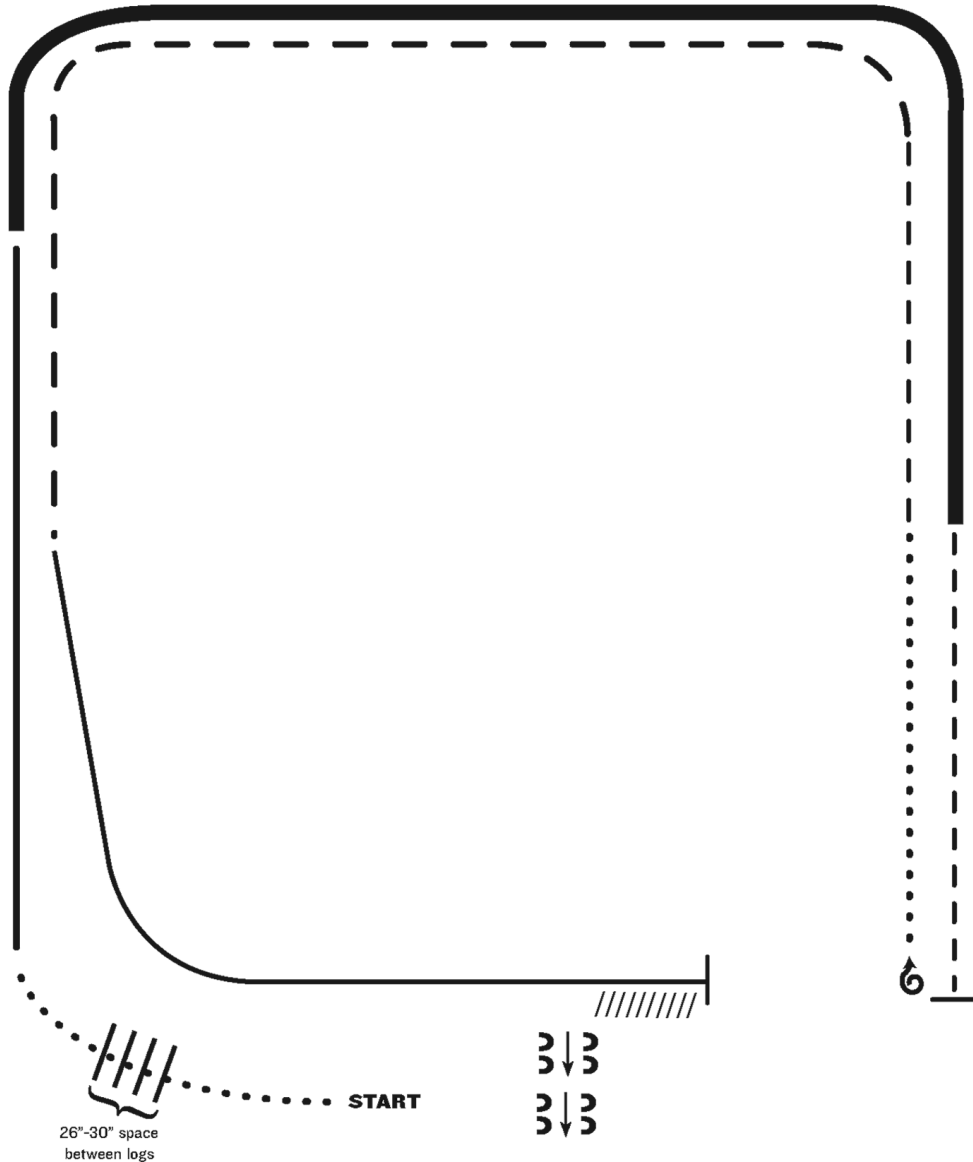
Appaloosa Horse Show

Ranch Riding Youth

Show Date: 06-10-2023

www.HorseShowPatterns.com

www.HorseShowPatterns.com



1. Walk
2. Walk over logs
3. Lope right lead
4. Extended lope (right lead)
5. Trot
6. Stop, 1 1/2 turns right
7. Walk
8. Trot
9. Extended trot
10. Lope left lead
11. Stop and Back
12. Side pass right

Note: The drawn description of this pattern is only intended for the general depiction of the pattern. Exhibitors should utilize the arena space to best exhibit their horses.

[RR/AQHA-6]

Pattern Provided by:

Jitka Kynclova

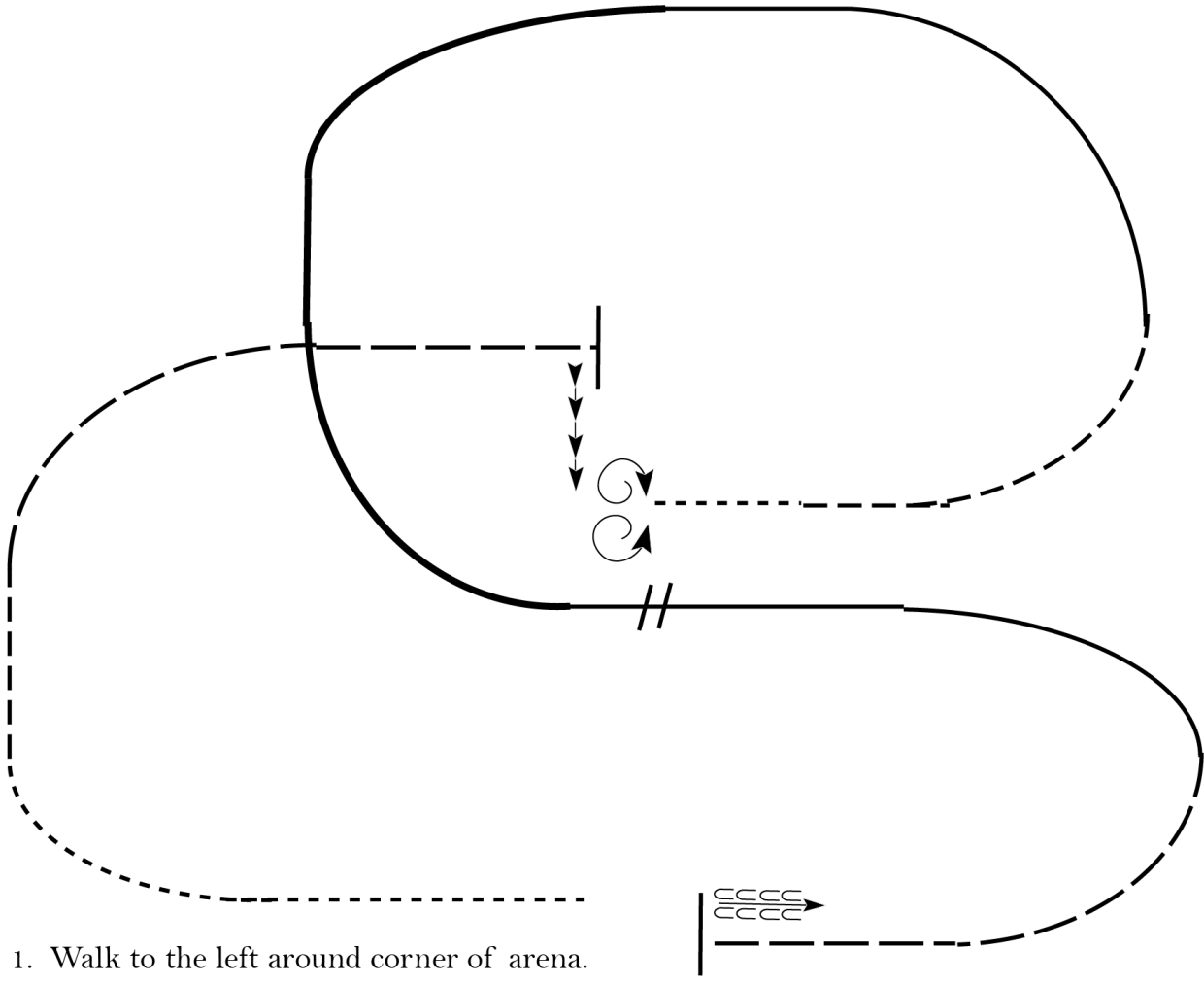
Appaloosa Horse Show

Ranch Riding Non-Pro

Show Date: 06-10-2023

w w w . H o r s e S h o w P a t t e r n s . c o m

w w w . H o r s e S h o w P a t t e r n s . c o m



1. Walk to the left around corner of arena.
2. Trot
3. Extend alongside of the arena and around the corner to center.
4. Stop, side pass right
5. 360 degree turn each direction (either way 1st)
6. Walk.
7. Trot.
8. Lope left lead
9. Extend the lope
10. Change leads (simple or flying)
11. Collect to the lope
12. Extend trot
13. Stop and back

Walk	-----
Jog	- - - - -
Extended Jog	- - - - -
Lope	—————
Lead Change	
Back	←—————
Marker	Ⓚ

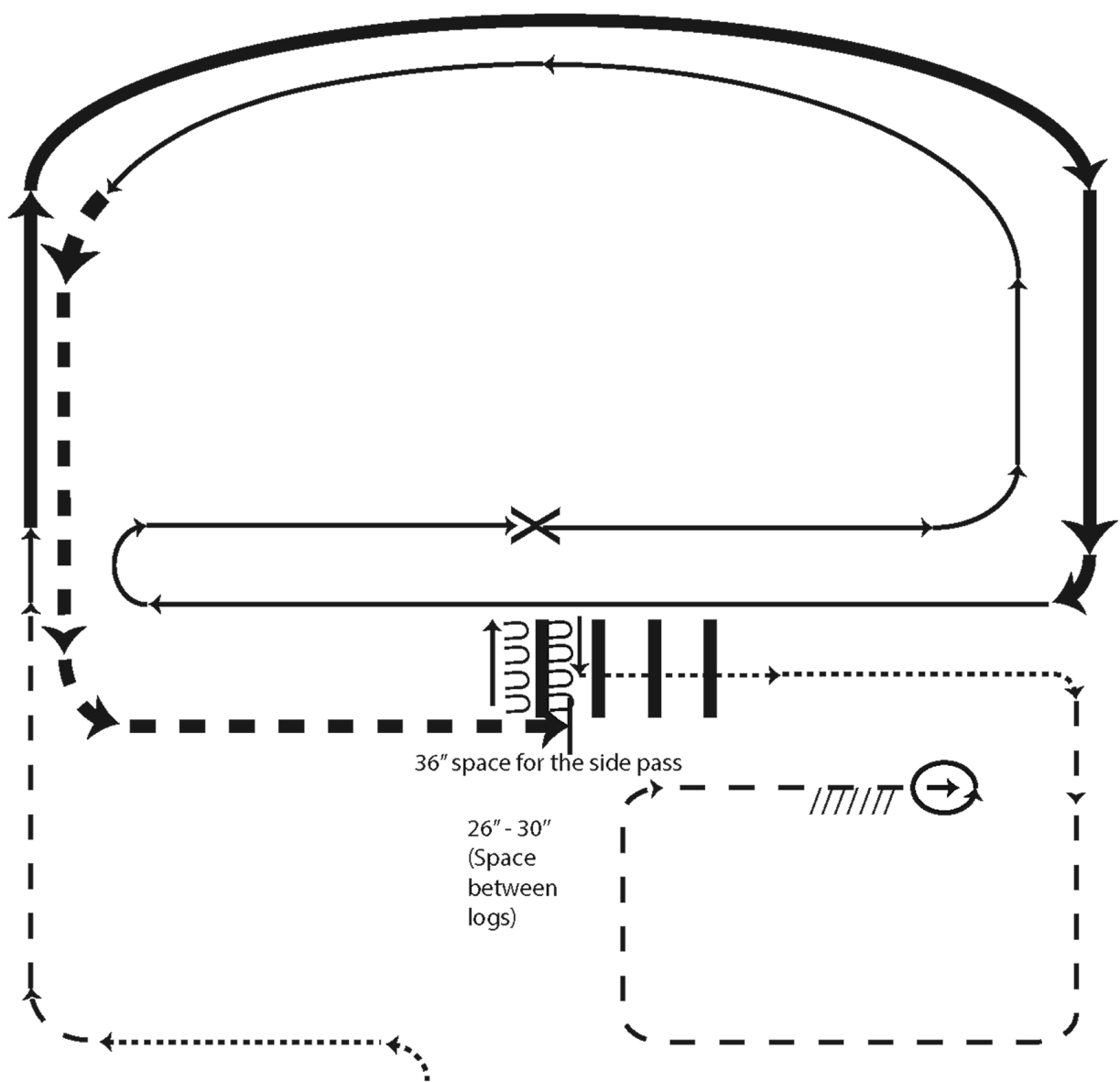
[RR/3]

Pattern Provided by:
Jitka Kynclova

Appaloosa Horse Show

Ranch Riding Open

Show Date: 06-10-2023



1. Walk
2. Trot
3. Extended lope-right lead
4. Lope-right lead
5. Change leads(simple or flying)
6. Lope left lead
7. Extended trot
8. Stop, side pass left, side pass right, 1/2 way
9. Walk over logs
10. Walk
11. Trot square
12. Stop, 360° turn left, back

- X Lead Change
- • Walk
- - Trot
- - - Ext Trot
- Lope
- Ext Lope
- ////// Back

[RR/AQHA-4]

Pattern Provided by:

Jitka Kynclova

www.HorseShowPatterns.com

www.HorseShowPatterns.com

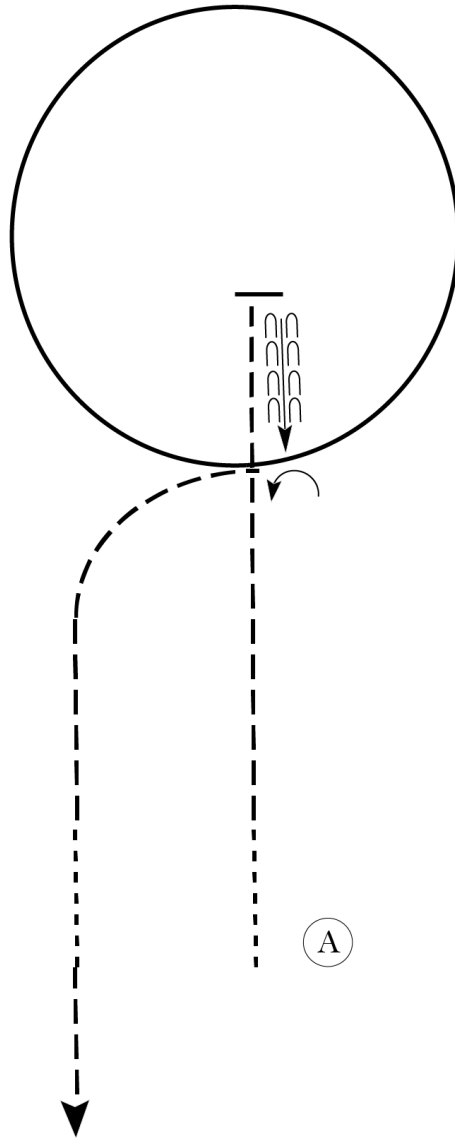
Appaloosa Horse Show

Hunt Seat Equitation Youth

Show Date: 06-10-2023

w w w . H o r s e S h o w P a t t e r n s . c o m

w w w . H o r s e S h o w P a t t e r n s . c o m



Be ready at A.

1. Walk two horse lengths then posting trot on the left diagonal past the center of the arena.
2. Stop and back approximately two horse lengths.
3. Perform a 90 degree turn on the forehand to the left.
4. Canter a circle on the right lead.
5. Posting trot on the right diagonal then walk two horse lengths. Pattern is complete, exit at a sitting trot.

Walk	-----
Trot	- - - - -
Extended Trot	— — — — —
Canter	—————
Leg Yield	
Lead Change	↙ ↘
Back	← ← ← ← ←
Marker	⊙ (B)
Sidepass	← — — — — →
Hand Gallop	— — — — —

[HSE/1-82]

Pattern Provided by:

Jitka Kynclova

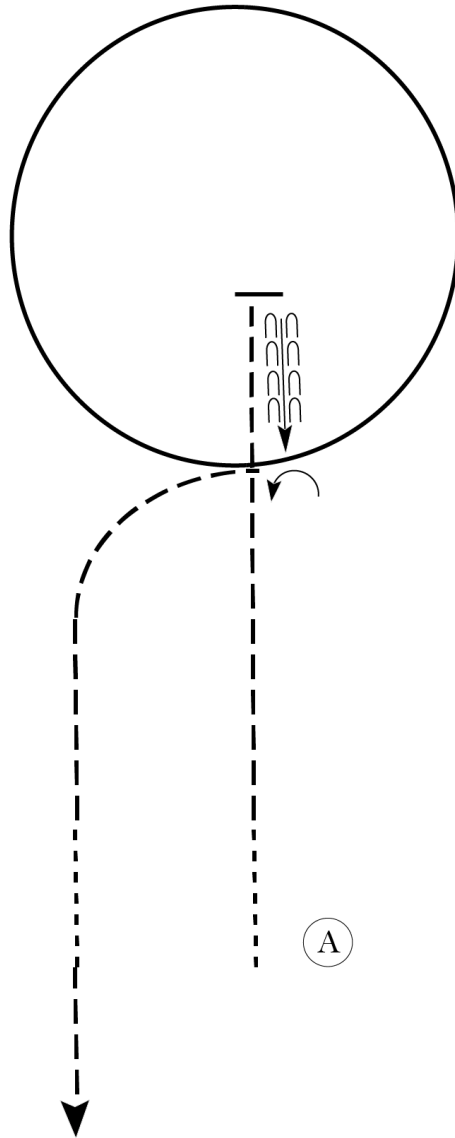
Appaloosa Horse Show

Hunt Seat Equitation Non-Pro

Show Date: 06-10-2023

w w w . H o r s e S h o w P a t t e r n s . c o m

w w w . H o r s e S h o w P a t t e r n s . c o m



Be ready at A.

1. Walk two horse lengths then posting trot on the left diagonal past the center of the arena.
2. Stop and back approximately two horse lengths.
3. Perform a 90 degree turn on the forehand to the left.
4. Canter a circle on the right lead.
5. Posting trot on the right diagonal then walk two horse lengths. Pattern is complete, exit at a sitting trot.

Walk	-----
Trot	- - - - -
Extended Trot	— — — — —
Canter	—————
Leg Yield	
Lead Change	↙ ↘
Back	← ← ← ← ←
Marker	⊙ (B)
Sidepass	← — — — — →
Hand Gallop	—————

[HSE/1-82]

Pattern Provided by:

Jitka Kynclova